
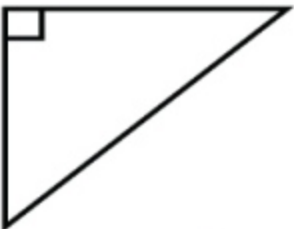
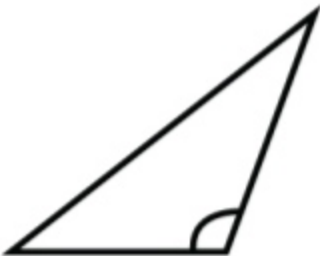



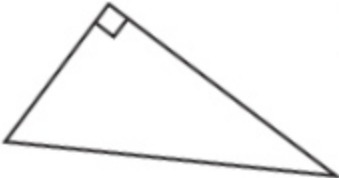

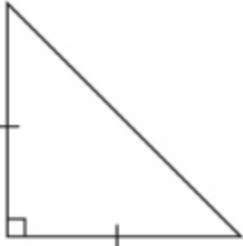


Name - _____

Start time - __ : __

End time - __ : __

Identify each triangle based on their angles :

CHALLENGE

Decide whether it is possible to draw a triangle with these lengths. If it is possible, state the type of triangle.

- 6 cm, 3 cm, 6 cm : _____
- 4 cm, 8 cm, 4 cm = _____