

Name - _____

Start time - __: __

End time - __: __

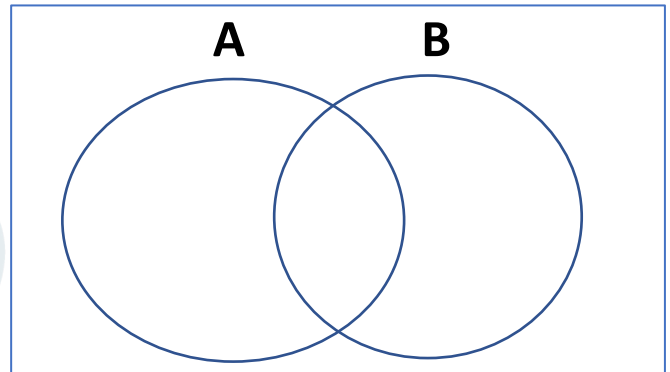
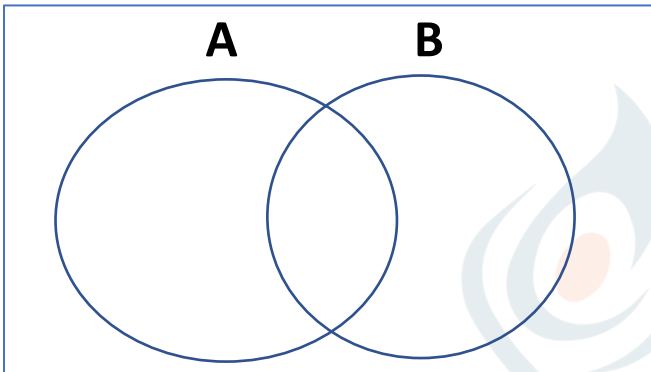
Fill out the venn diagram below using the sets A and B given in each problems:

A : { 16, 12, 5, 10, 1 }

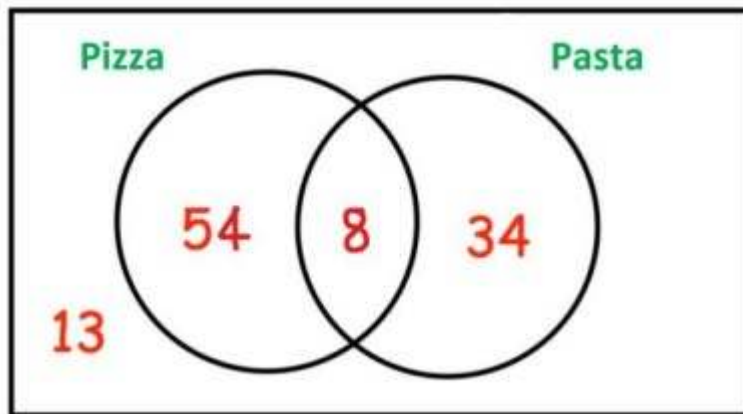
B : { 1, 2, 20, 15, 10 }

A : { 2, 12, 6, 17, 18 }

B : { 20, 13, 8, 6, 12 }



The Venn diagram below represents the information. Answer the questions that follow.



- How many guests had pizza? _____
- How many guests had neither pizza nor pasta? _____
- How many guests were at the birthday party? _____
- How many guests had pasta? _____
- How many guests had both pizza and pasta? _____