

Name - _____

Start time - __: __

End time - __: __

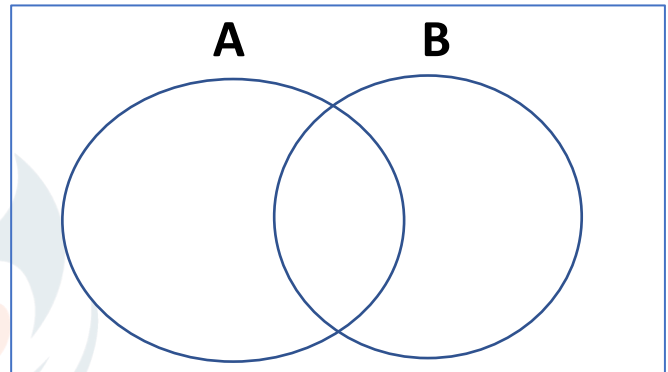
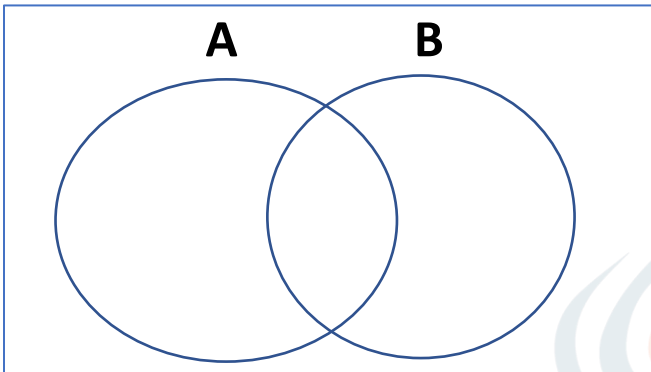
Fill out the venn diagram below using the sets A and B given in each problems:

$$A : \{ 20, 1, 15, 12, 11 \}$$

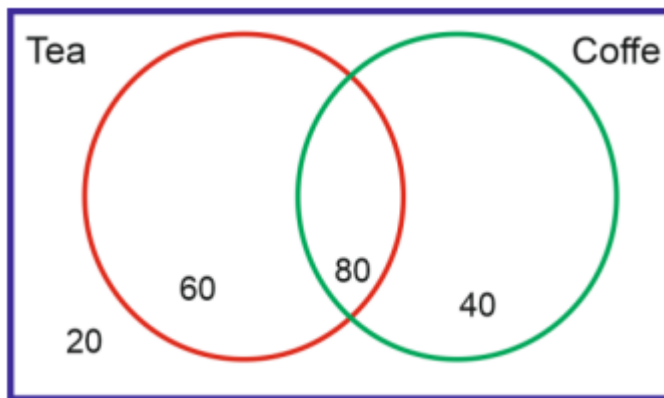
$$B : \{ 4, 10, 12, 1, 18 \}$$

$$A : \{ 14, 8, 5, 11, 9 \}$$

$$B : \{ 17, 0, 14, 4, 8 \}$$



Study the following Venn diagram and state whether the following statements are true or false.



1. People who liked the only one beverage is 100. _____
2. 80 people love both tea and coffee. _____
3. 20 people do not drink any of the beverages. _____
4. Total coffee-only drinkers are 40. _____
5. There are more tea-only drinkers than coffee-only drinkers. _____