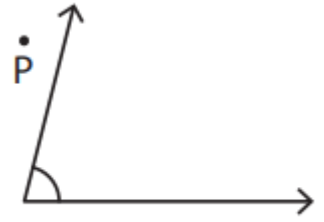
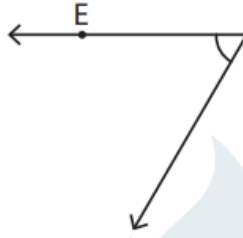
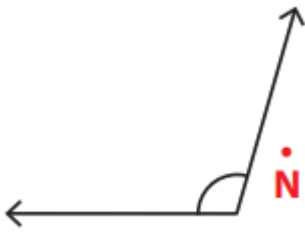


Name - \_\_\_\_\_

Start time - \_\_ : \_\_

End time - \_\_ : \_\_

Identify if the given point is in the interior, exterior, or on the angle as well as if the angle is acute, right or obtuse angle:



Point :

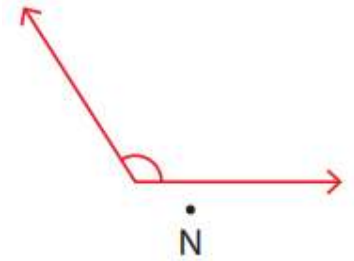
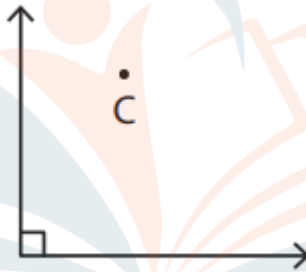
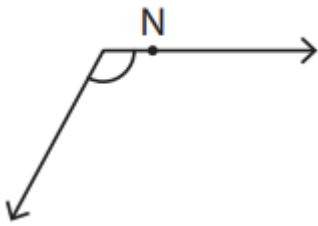
Angle type :

Point :

Angle type :

Point :

Angle type :



Point :

Angle type :


Point :

Angle type :

Point :

Angle type :

Draw an angle having the point P in its exterior



Mark a point K on the angle.

