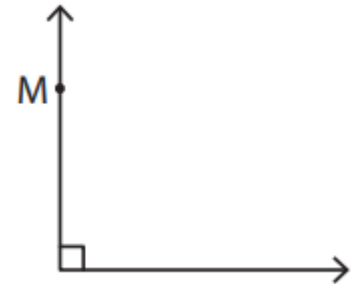
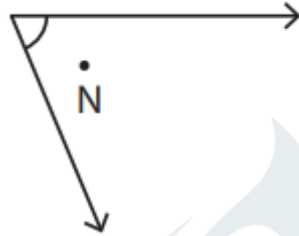
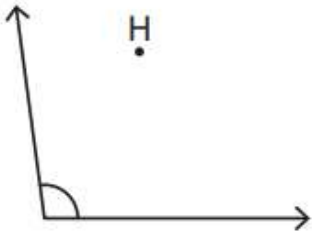


Name - _____

Start time - __ : __

End time - __ : __

Identify if the given point is in the interior, exterior, or on the angle as well as if the angle is acute, right or obtuse angle:



Point :

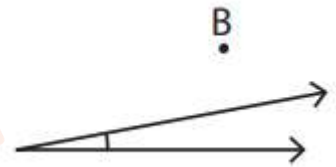
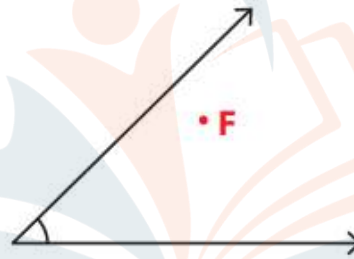
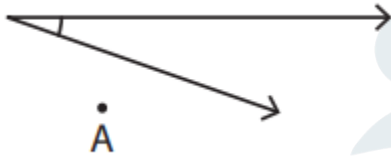
Angle type :

Point :

Angle type :

Point :

Angle type :



Point :

Angle type :


Point :

Angle type :

Point :

Angle type :

Draw an angle with the point Y lying on it.



Mark a point O in the exterior of the angle.

