

Name - _____

Start time - __: __

End time - __: __

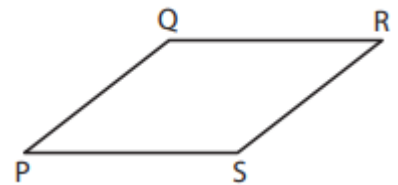
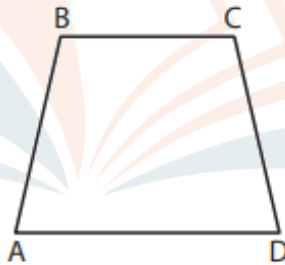
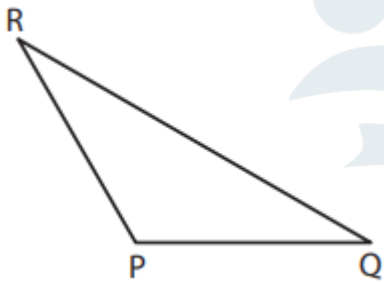
Identify each angle as acute, right, obtuse, straight, or reflex.



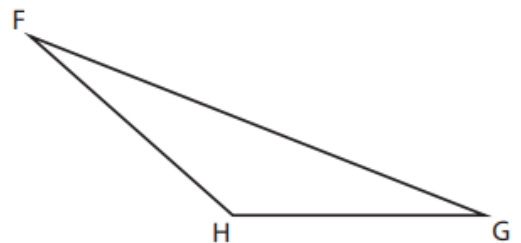
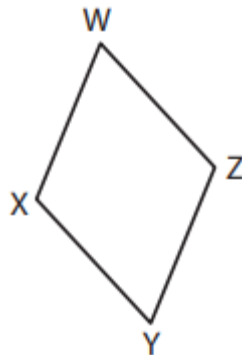

--	--	--

CHALLENGE

Identify the type of each indicated angle.



Angle RPQ = _____	Angle ADC = _____	Angle PSR = _____
-------------------	-------------------	-------------------



Angle BED = _____	Angle YXW = _____	Angle FHG = _____
-------------------	-------------------	-------------------

1 2 3 4 5 6 7 8 9