






Name - _____

Start time - __ : __

End time - __ : __

Write down the answers with the help of pictograph:

Football	
Tennis	
Swimming	
Netball	

 = 1 person

- How many people chose football over netball ?
- One smile picture represent how many persons in number ?
.....
- How many people chose tennis over swimming ?
- How many people chose netball as sport ?
- How many people chose football as sport ?
- How many people chose swimming as sport ?
- How many people chose tennis as sport ?
- Which sport is least liked ?
- Which sport is most liked ?