

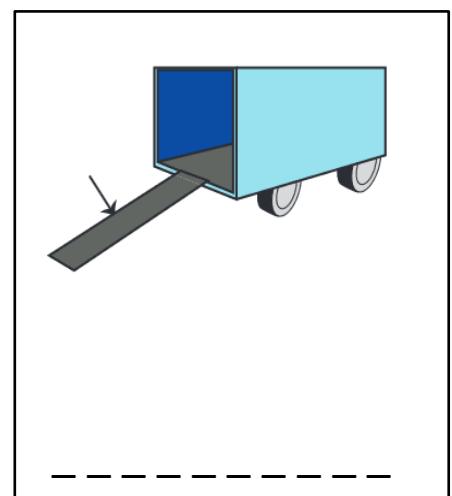
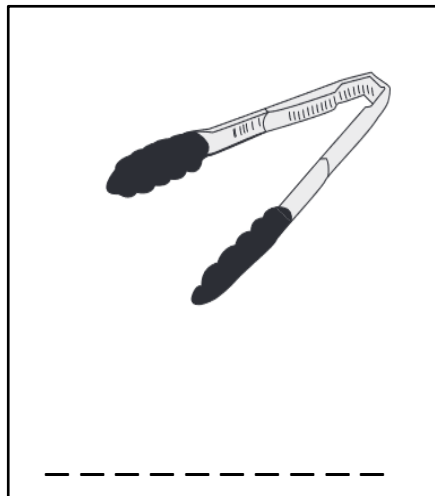

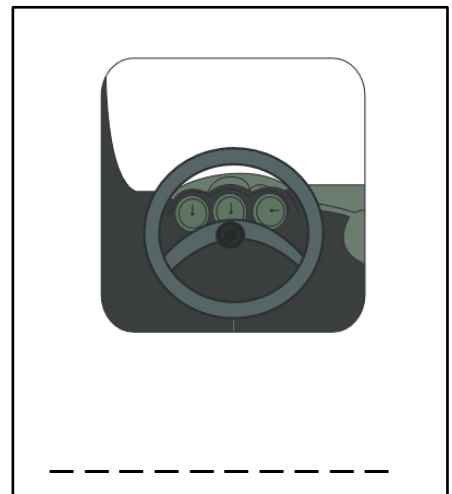

Name - _____

Start time - __ : __

End time - __ : __

Using the word bank, identify the type of simple machine associated with each object.

Pulley, lever, wheel and axle, wedge, screw, inclined Plane



A simple machine is a tool that makes work easier. Look around your house or classroom and name three simple machines you can find. Draw or write their names.

1. _____

3. _____

2. _____

4. _____

a b c d e f g h i j k l m n o p q r s t u v w x y z