

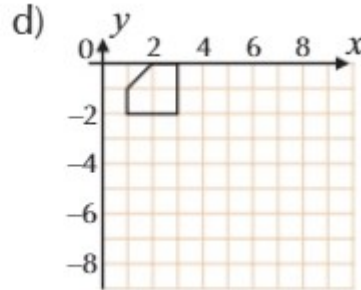
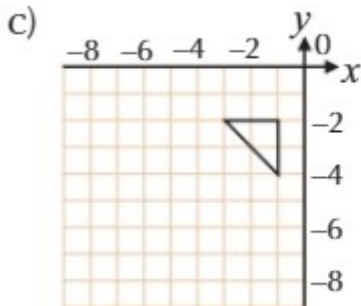
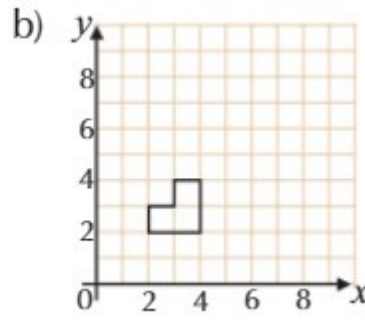
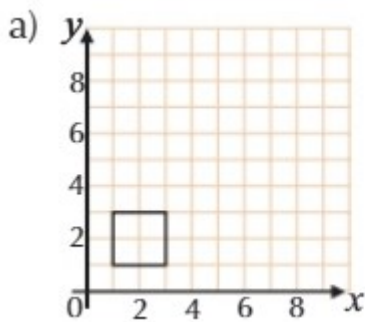
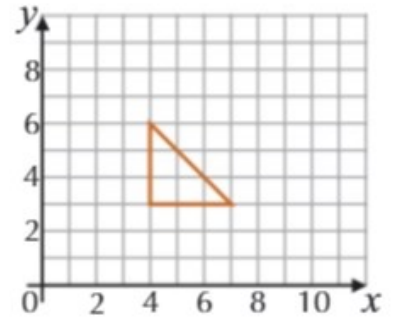
Name - \_\_\_\_\_

Start time - \_\_ : \_\_

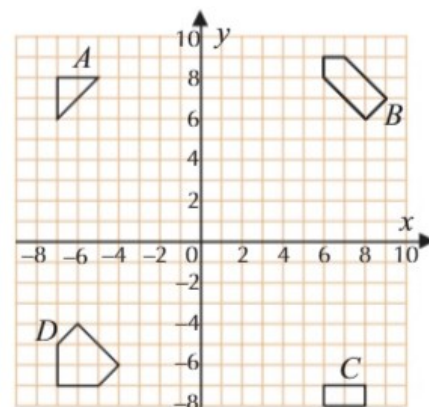
End time - \_\_ : \_\_

## Solve the following

1. Enlarge the triangle on the axes on the right by scale factor 2 with centre of enlargement (2, 2).
2. Copy the diagrams below and enlarge each shape by scale factor 2 with centre of enlargement (0, 0).



3. Copy the diagram on the right.
  - a) Enlarge A by scale factor 2 with centre of enlargement (-8, 9).
  - b) Enlarge B by scale factor 2 with centre of enlargement (9, 9).
  - c) Enlarge C by scale factor 3 with centre of enlargement (9, -8).
  - d) Enlarge D by scale factor 4 with centre of enlargement (-8, -8).



1

2

3

4

5

6

7

8

9