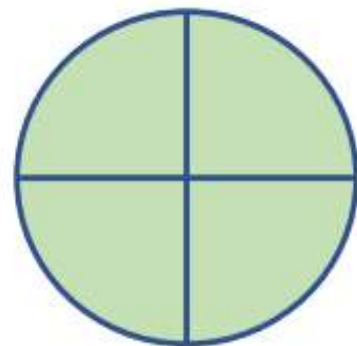
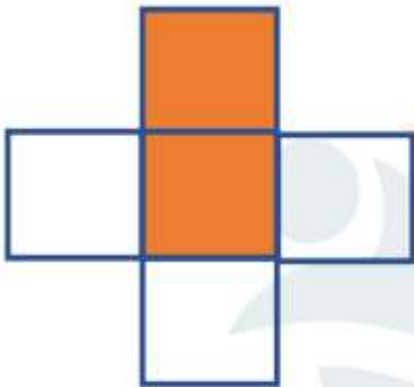
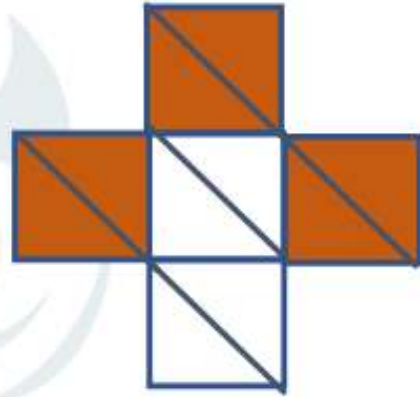



Name - \_\_\_\_\_

Start time - \_\_: \_\_

End time - \_\_: \_\_

Calculate the percentage of the shaded region for each figure :



1

2

3

4

5

6

7

8

9