


Name - _____

Start time - ___ : ___

End time - ___ : ___

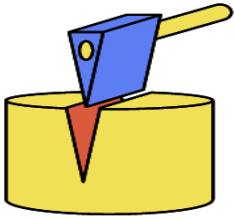
Choose the correct simple machines.



Pulley

Lever

Screw



Screw

Wedge

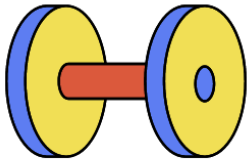
Pulley



Inclined plane

Screw

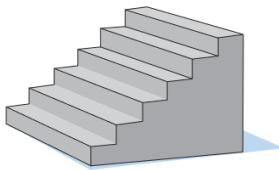
lever



Wheel

Lever

Pulley



Wheel

Inclined plane

Wedge



Lever

Pulley

Inclined plane

a b c d e f g h i j k l m n o p q r s t u v w x y z